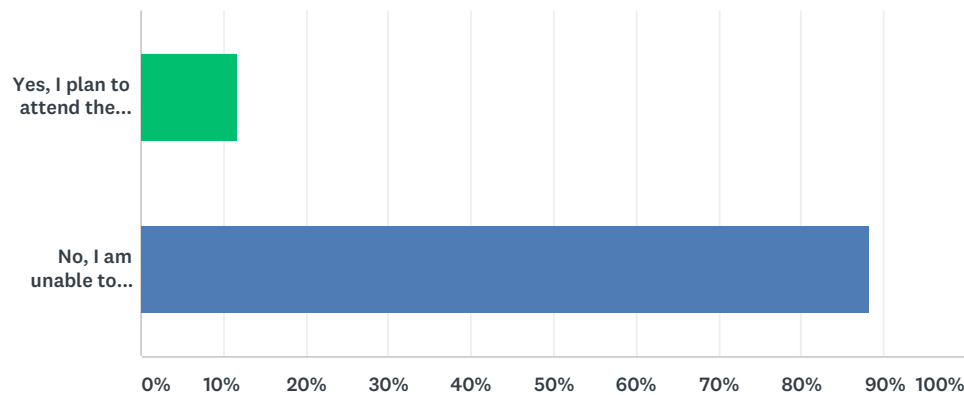


Q1 Please confirm your attendance at the workshop by checking the box below.

Answered: 111 Skipped: 5



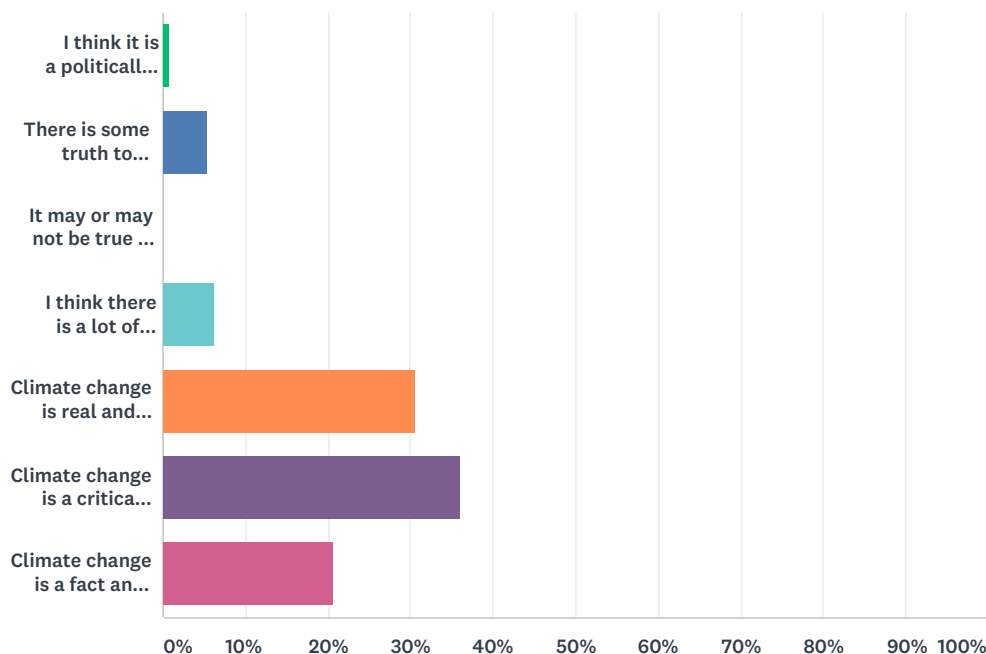
ANSWER CHOICES	RESPONSES	
Yes, I plan to attend the workshop on Thursday, April 11, 2019 at Harvard Town Hall	11.71%	13
No, I am unable to attend the workshop (please consider providing contact information for a designee from your group or organization)	88.29%	98
TOTAL		111

#	YOUR OR DESIGNEE CONTACT EMAIL	DATE
1	teresagarti@gmail.com	4/26/2019 8:48 AM
2	avonloesecke@gmail.com	4/25/2019 8:15 PM
3	mwyong@me.com	4/25/2019 5:13 PM
4	Received notice from D. Thompson 4/25. Until today, was unaware of this workshop.	4/25/2019 1:36 PM
5	forte2013sep@icloud.com	4/25/2019 12:54 PM
6	Beth Williams	4/25/2019 11:59 AM
7	kisrojas61@gmail.com	4/25/2019 9:58 AM
8	Janet.Waldron@state.ma.us	4/25/2019 9:52 AM
9	chinni806@yahoo.com	4/25/2019 8:33 AM
10	caroom_f16@yahoo.com	4/25/2019 6:35 AM
11	Jenny.camardo@gmail.com	4/24/2019 4:47 PM
12	mvarrell@msn.com	4/24/2019 4:39 PM
13	Soong49@charter.net	4/24/2019 4:29 PM
14	laura@dunrovenfarm.com	4/24/2019 3:43 PM
15	mike.derse@gmail.com	4/24/2019 3:34 PM
16	bnurquhart@gmail.com	4/24/2019 2:33 PM
17	grealish1208@gmail.com	4/24/2019 2:06 PM
18	pnatoli@harvard.ma.us	4/23/2019 3:42 PM
19	dunia.deeds@gmail.com	4/22/2019 4:46 PM
20	smredinger@psharvard.org	4/22/2019 4:41 PM
21	dsp_doctor@yahoo.com	4/8/2019 10:03 AM

22	mollycutler@charter.net	4/4/2019 1:37 PM
23	rjrushmore@gmail.com	4/3/2019 12:54 PM
24	Tojill@yahoo.com	4/3/2019 9:42 AM
25	rebeccascheney@gmail.com	3/28/2019 1:22 PM
26	r_traver@hotmail.com	3/24/2019 5:11 PM
27	cron.ostberg@gmail.com	3/22/2019 1:53 PM
28	tkilhart@harvard.ma.us	3/20/2019 10:51 AM
29	ebroadbent@mac.com	3/15/2019 12:32 AM
30	sharonmccarthy1010@gmail.com	3/13/2019 11:38 AM

Q2 Please select what most closely represents your perspective related to the concept of climate change.

Answered: 111 Skipped: 5



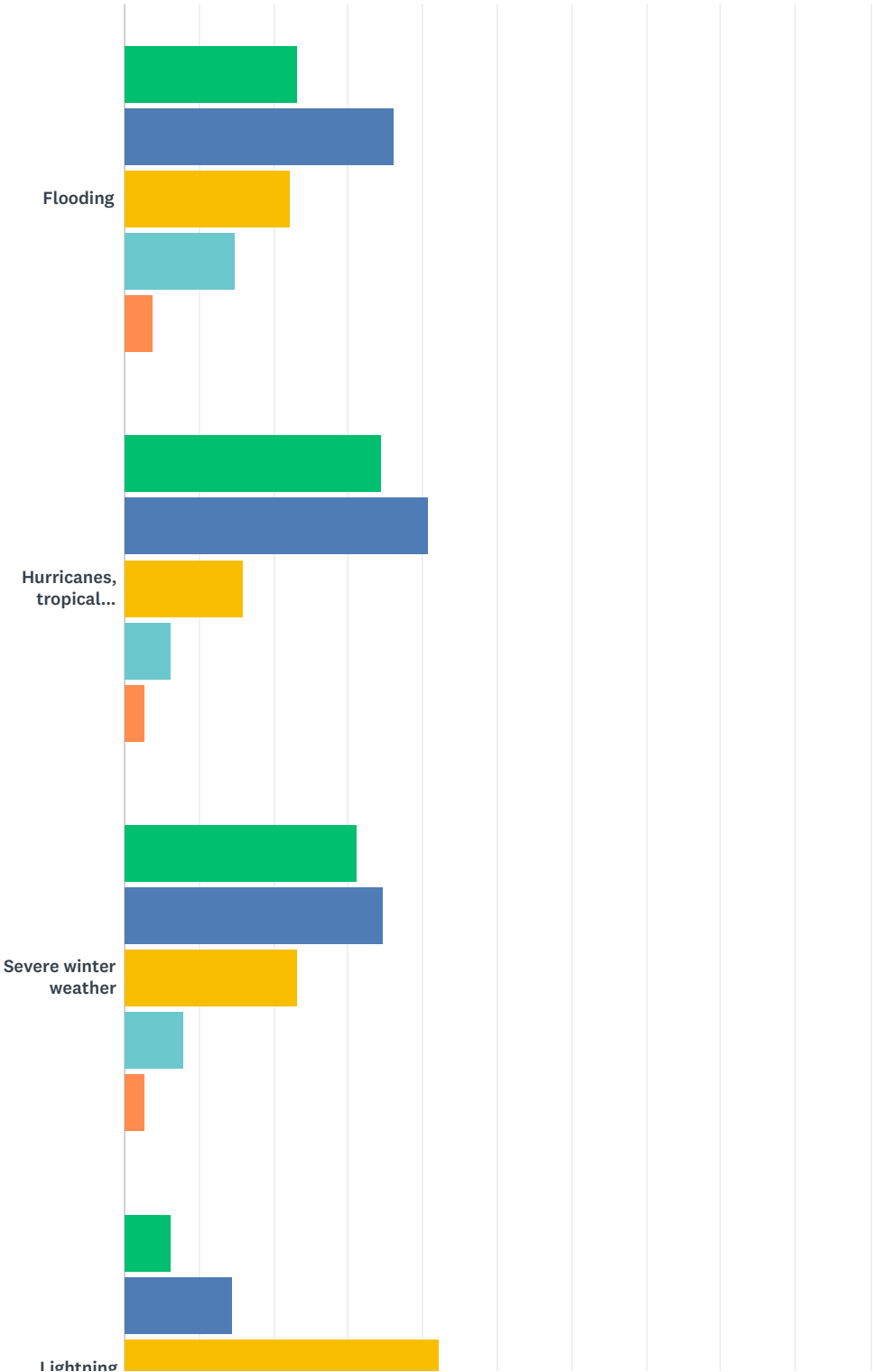
ANSWER CHOICES	RESPONSES	
I think it is a politically and ideologically motivated hoax. There is absolutely no truth to climate change or human impact on the climate.	0.90%	1
There is some truth to climate change but not nearly as alarmist as some in the media would make you think.	5.41%	6
It may or may not be true but it would be God's will and there would be nothing we could or should do about it.	0.00%	0
I think there is a lot of merit to climate change science but I am doubtful that we can successfully address it.	6.31%	7
Climate change is real and very important and we should at least try to do as much as we can under our present culture to address it.	30.63%	34
Climate change is a critical issue and we should do anything humanly possible to address it right now.	36.04%	40
Climate change is a fact and it requires full mobilization to combat	20.72%	23
TOTAL		111

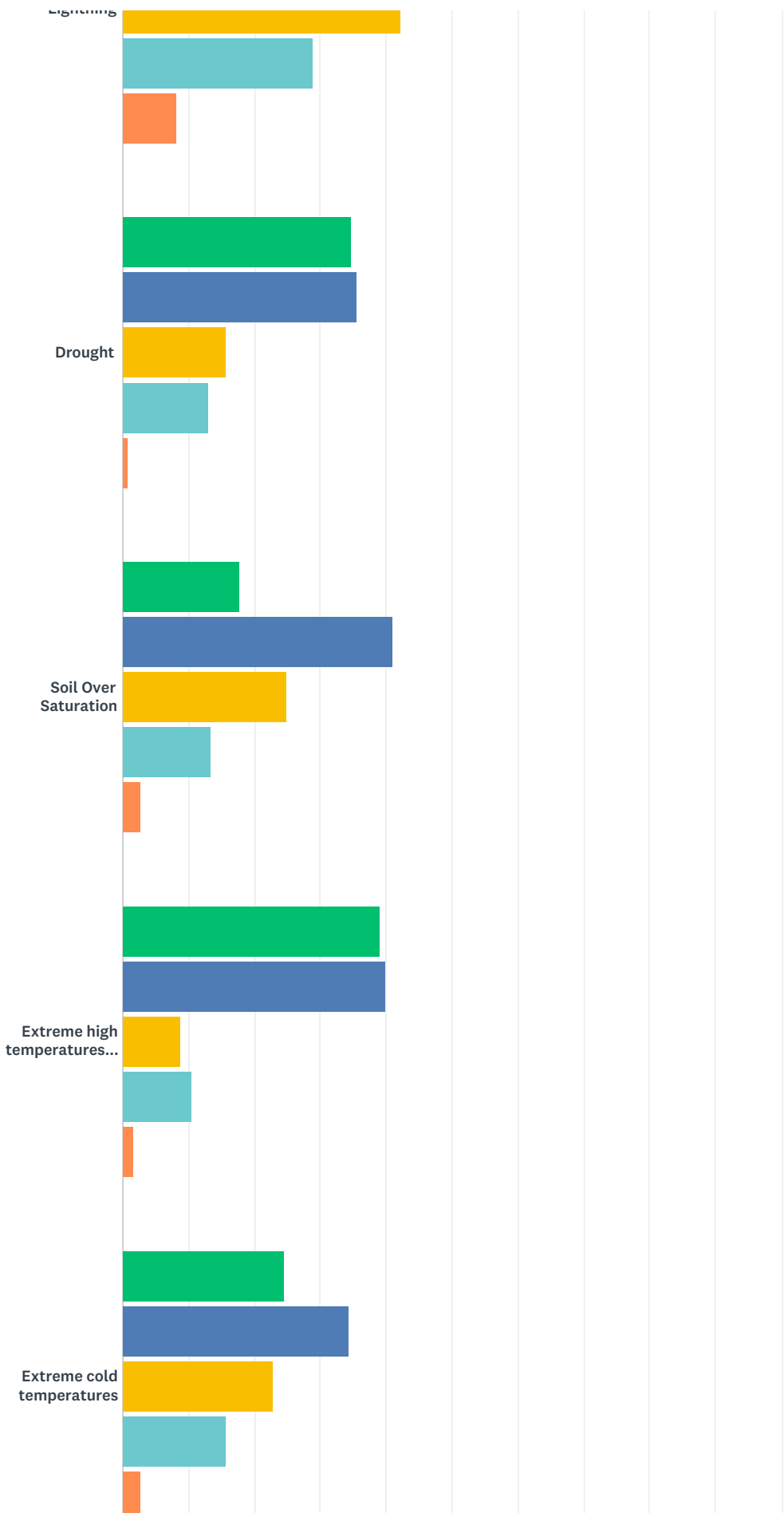
#	OTHER (PLEASE SPECIFY A DIFFERENT PERSPECTIVE) OR SHARE MORE DETAILS ABOUT YOUR PERSPECTIVE.	DATE
1	I would remove "at least" from the statement of my perspective because I think it diminishes it. The last two statements imply I would do nothing else with my time, career, etc except combat climate change and sadly I feel there are other urgent issues that need to be addressed in our communities in this time and place and I am also working on those.	4/26/2019 8:09 AM
2	There are significant limitations to current studies and nearly all fail to show statistically significant changes. All science must be founded on a strong foundation of knowledge and right now there are legitimate holes in that foundation. However, the available studies are hypothesis generating and we need to find new ways of designing and running studies to better disprove (good science seeks to disprove, not prove) our hypothesis. I'm all for further study and evidence generating approaches.	4/25/2019 5:13 PM

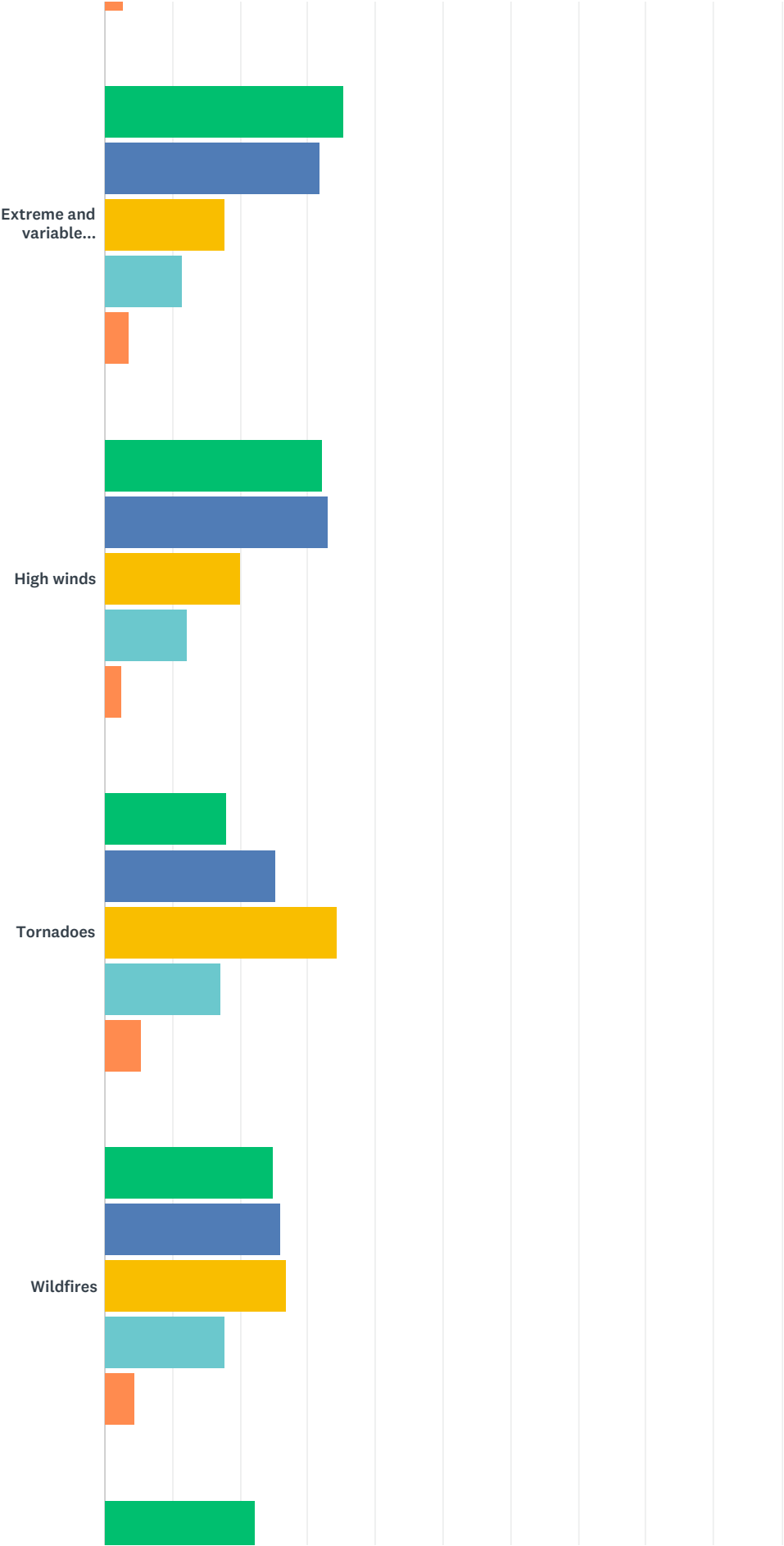
3	I think it's a politically and ideologically motivated hoax. Though there may be some truth to climate change, the science is NOT settled, and the predictions of climate alarmists are unlikely and not at all agreed upon by "97%" of scientists.	4/25/2019 3:02 PM
4	This is an amazingly offensive list of options. It represents how one particular viewpoint thinks people they disagree with think. It demonstrates a willful ignorance to what certain portions of the population actually think. How about "I think climate change is a real, human caused, and solvable problem that we all need to take responsibility for. However most of the solutions put forward have more to do pushing unrelated political agendas, with wealth redistribution, or social engineering than actually addressing the specifics of the problem"	4/25/2019 1:23 PM
5	I think there is some truth to climate change and we should all do our best to act deliberately and thoughtfully to be the best stewards possible to the world God gave us to manage.	4/24/2019 4:47 PM
6	Even if the full scope of climate change is not entirely caused by humans, addressing it as if it were would not appear to have a significant downside.	4/24/2019 4:39 PM
7	There is very little hope that our species will overcome this challenge through coordinated political decision making.	4/24/2019 2:33 PM
8	climate change is a fact and it is too late to combat it.	4/24/2019 1:36 PM
9	The definition of 'we' in this case is Federal/Commonwealth of MA.	4/22/2019 2:45 PM
10	I think it's a shame that there's an option that it is a hoax.	3/28/2019 1:22 PM
11	While my personal view is as indicated; I am participating in the MVP process as a representative of a non-profit organization that is comprised of over 330 members that likely span a wide range of views similar to all of the above.	3/25/2019 10:44 AM
12	The "we" in the statements is problematic and so is "successfully" address. Please note that the survey language is not consistent from item to item. For example, in item 4, the one I checked, the solution is to "successfully address" climate change while in item 5 the outcome is to "address it." But, on the whole, this suite of items is better than most I've seen. We also have to be clear what is meant by climate change science. Science has quite a bit of evidence that there has been a warming trend. But, there is an implication in the item that climate change science has a suggested response. I don't think this should be called climate change science. It should be called climate change policy so that the science and policy are distinct, though, of course, they inform one another.	3/24/2019 5:11 PM
13	This is a program that attempts to deal with the impacts of climate damage that we've already caused. There are other measures which should be taken to reduce further damage. Ideally some of these measures and the rationale for taking them springs forth from the MVP process.	3/15/2019 12:32 AM

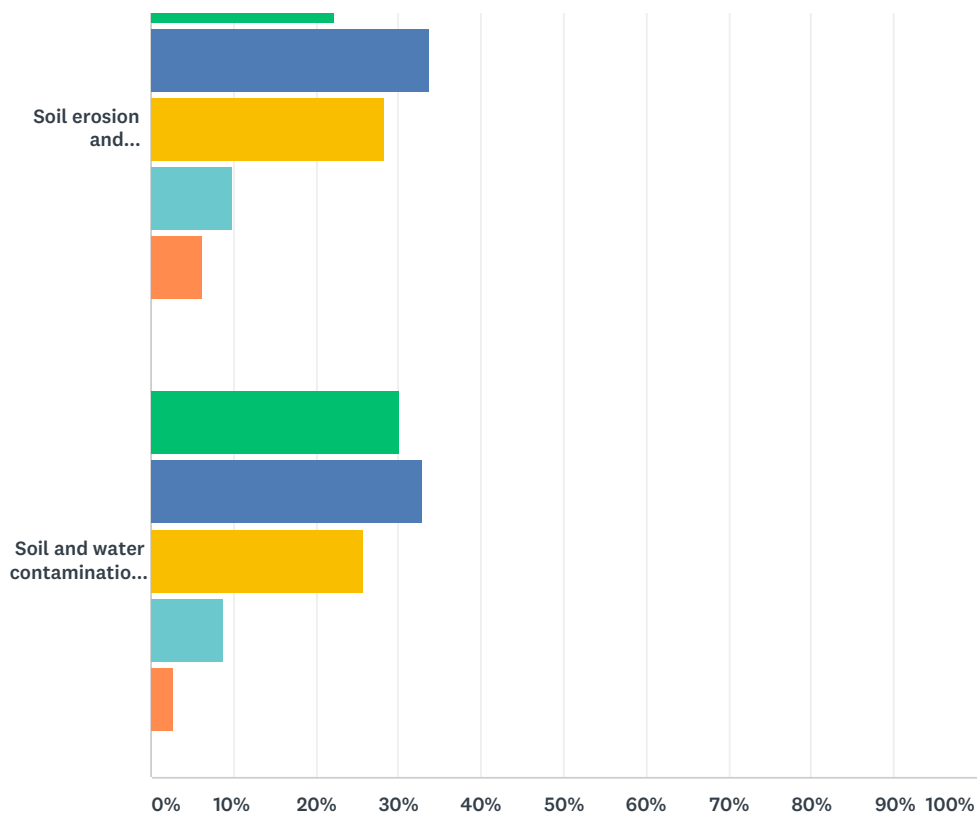
Q3 The following hazards have been identified as typical of hazard mitigation planning processes. Of these hazards, which are you most concerned with as climate change continues in the future? Note: if you believe there are significant hazards not listed here, please indicate in "Other" below.

Answered: 115 Skipped: 1









■ Very Concerned
 ■ Concerned
 ■ Moderately Concerned
■ Not Very Concerned
 ■ Not a Concern at All

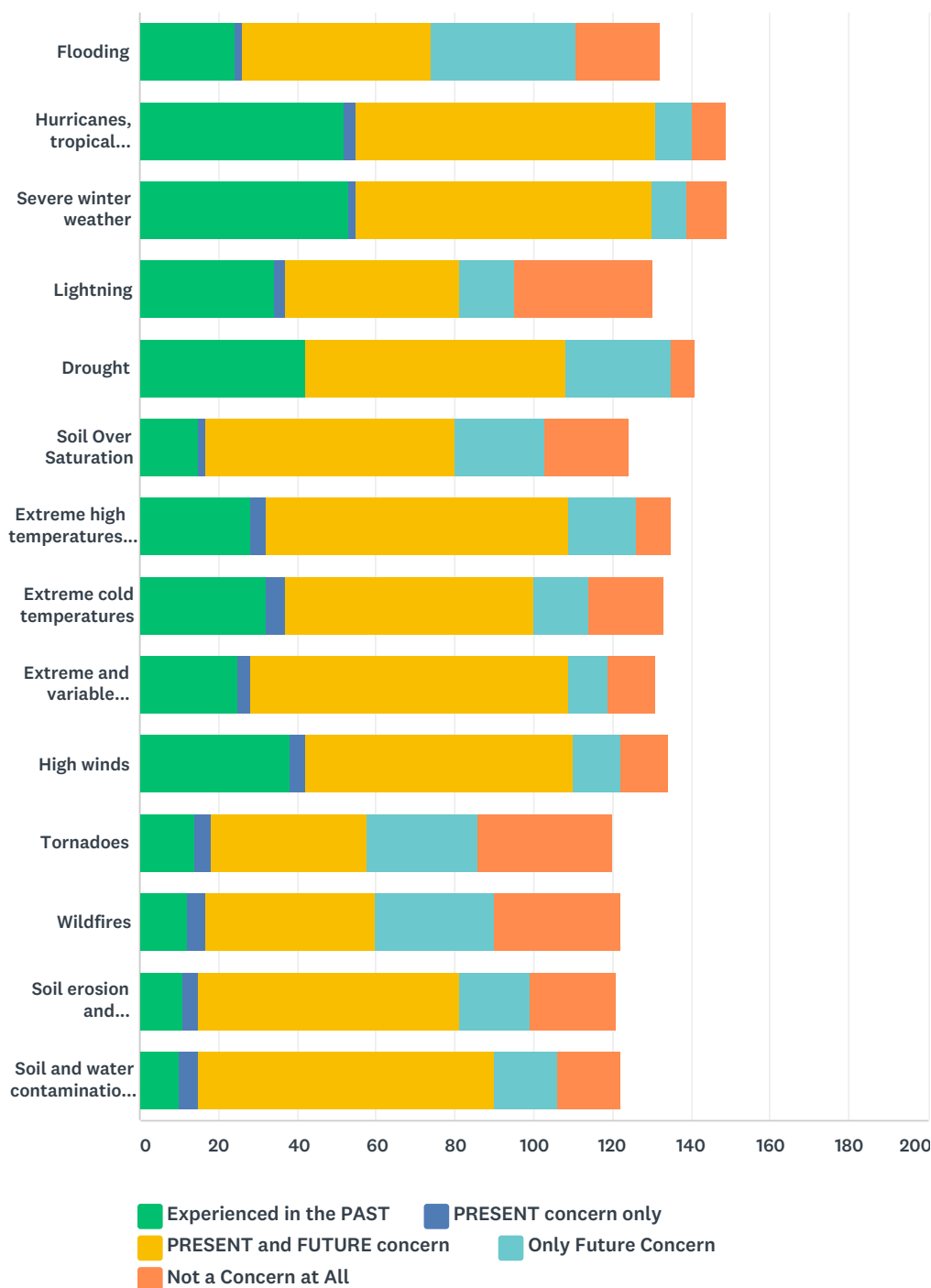
	VERY CONCERNED	CONCERNED	MODERATELY CONCERNED	NOT VERY CONCERNED	NOT A CONCERN AT ALL	TOTAL	WEIGHTED AVERAGE
Flooding	23.15% 25	36.11% 39	22.22% 24	14.81% 16	3.70% 4	108	2.40
Hurricanes, tropical storms, and Nor'easters	34.51% 39	40.71% 46	15.93% 18	6.19% 7	2.65% 3	113	2.02
Severe winter weather	31.25% 35	34.82% 39	23.21% 26	8.04% 9	2.68% 3	112	2.16
Lightning	6.31% 7	14.41% 16	42.34% 47	28.83% 32	8.11% 9	111	3.18
Drought	34.78% 40	35.65% 41	15.65% 18	13.04% 15	0.87% 1	115	2.10
Soil Over Saturation	17.86% 20	41.07% 46	25.00% 28	13.39% 15	2.68% 3	112	2.42
Extreme high temperatures and heat waves	39.13% 45	40.00% 46	8.70% 10	10.43% 12	1.74% 2	115	1.96
Extreme cold temperatures	24.56% 28	34.21% 39	22.81% 26	15.79% 18	2.63% 3	114	2.38
Extreme and variable temperature fluctuations	35.40% 40	31.86% 36	17.70% 20	11.50% 13	3.54% 4	113	2.16
High winds	32.17% 37	33.04% 38	20.00% 23	12.17% 14	2.61% 3	115	2.20

Tornadoes	18.02% 20	25.23% 28	34.23% 38	17.12% 19	5.41% 6	111	2.67
Wildfires	25.00% 28	25.89% 29	26.79% 30	17.86% 20	4.46% 5	112	2.51
Soil erosion and sedimentation	22.12% 25	33.63% 38	28.32% 32	9.73% 11	6.19% 7	113	2.44
Soil and water contamination by salts and other contaminants	30.09% 34	32.74% 37	25.66% 29	8.85% 10	2.65% 3	113	2.21

#	OTHER (PLEASE SPECIFY)	DATE
1	Natural resources only being available to the very rich. Extreme poverty, dislocation, homelessness.	4/26/2019 8:09 AM
2	Improper drainage on local streets adding pollutants to watershed	4/25/2019 8:15 PM
3	Big \$\$\$ buying elected officials.	4/25/2019 1:36 PM
4	private well contamination	4/25/2019 1:31 PM
5	Mass extinction events	4/22/2019 4:46 PM
6	Governments role in altering climate via "Chem Trails."	4/3/2019 9:42 AM
7	development patterns and land use conversion	3/28/2019 1:22 PM
8	If Fish and Wildlife refusal to care for land..weeds and seeds blow into hayfield. Hand weeding hard. Fed lands high weeds have caught fire and almost burned the entire village. TAXES.	3/25/2019 4:42 PM
9	I answered these questions within the context of the town of Harvard. For other locations I might answer differently.	3/24/2019 5:11 PM
10	lack of awareness on the part of residents	3/15/2019 12:32 AM
11	Increased length of season for ticks & mosquitos and associated increase in these disease vectors.	3/13/2019 11:38 AM

Q4 The following question relates to hazards that are relevant to your **NEIGHBORHOOD** or **COMMUNITY**. Of these hazards, please note whether they have been experienced in the **PAST**, are of concern in the **PRESENT**, and/or are of concern in the **FUTURE**. Pick all that apply. Note: if you believe there are significant hazards not listed here, please indicate in "Other" below.

Answered: 115 Skipped: 1

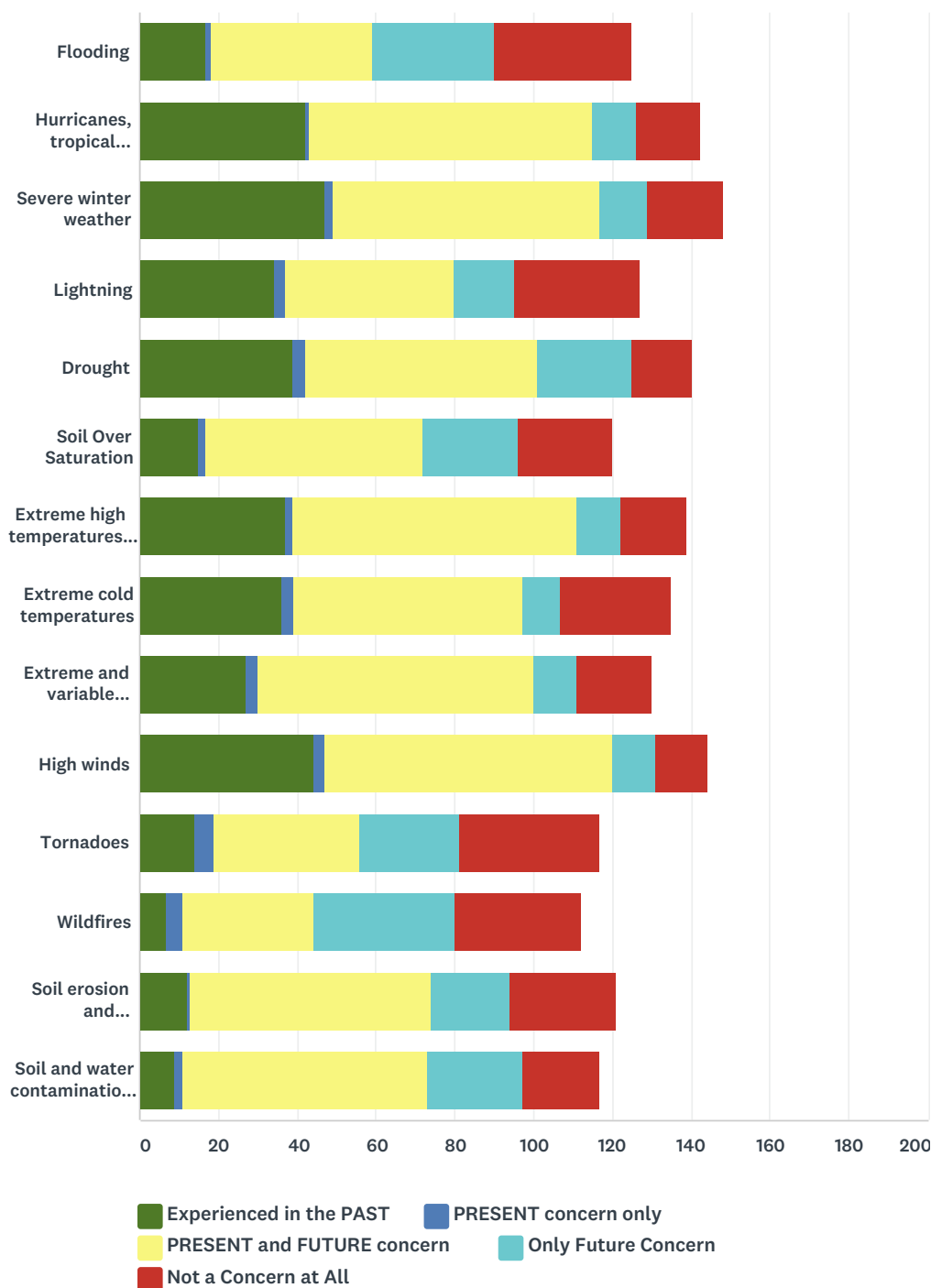


	EXPERIENCED IN THE PAST	PRESENT CONCERN ONLY	PRESENT AND FUTURE CONCERN	ONLY FUTURE CONCERN	NOT A CONCERN AT ALL	TOTAL RESPONDENTS
Flooding	21.43% 24	1.79% 2	42.86% 48	33.04% 37	18.75% 21	112
Hurricanes, tropical storms, and Nor'easters	46.43% 52	2.68% 3	67.86% 76	8.04% 9	8.04% 9	112
Severe winter weather	46.09% 53	1.74% 2	65.22% 75	7.83% 9	8.70% 10	115
Lightning	29.82% 34	2.63% 3	38.60% 44	12.28% 14	30.70% 35	114
Drought	36.52% 42	0.00% 0	57.39% 66	23.48% 27	5.22% 6	115
Soil Over Saturation	13.27% 15	1.77% 2	55.75% 63	20.35% 23	18.58% 21	113
Extreme high temperatures and heat waves	24.35% 28	3.48% 4	66.96% 77	14.78% 17	7.83% 9	115
Extreme cold temperatures	28.32% 32	4.42% 5	55.75% 63	12.39% 14	16.81% 19	113
Extreme and variable temperature fluctuations	21.93% 25	2.63% 3	71.05% 81	8.77% 10	10.53% 12	114
High winds	33.04% 38	3.48% 4	59.13% 68	10.43% 12	10.43% 12	115
Tornadoes	12.39% 14	3.54% 4	35.40% 40	24.78% 28	30.09% 34	113
Wildfires	10.53% 12	4.39% 5	37.72% 43	26.32% 30	28.07% 32	114
Soil erosion and sedimentation	9.82% 11	3.57% 4	58.93% 66	16.07% 18	19.64% 22	112
Soil and water contamination by salts and other contaminants	8.85% 10	4.42% 5	66.37% 75	14.16% 16	14.16% 16	113

#	OTHER (PLEASE SPECIFY)	DATE
1	we DO live in New England - high & low temps?	4/26/2019 5:17 PM
2	ice storms	4/25/2019 9:52 AM
3	Just not sure about those unanswered	4/24/2019 2:37 PM
4	Seriously? Has my neighborhood experienced a Nor'easter?	4/22/2019 2:45 PM
5	Coliform and bacterial issues in ponds and lakes as well.as public water supply	4/3/2019 9:42 AM
6	Contaminants in the form of fertilizer and Bug killers that are carcinogenic	4/3/2019 8:53 AM
7	Fish and Wildlife refuses to care for land. Noxious weeds and seeds blow into hayfield. Extreme wildfire threat due to unkempt land. Ever increasing taxes for dodgy projects and people make profit impossible. New Hampshire looks better every year.	3/25/2019 4:42 PM
8	stressed and failing plant, insect, and animal populations	3/15/2019 12:32 AM

Q5 The following question relates to hazards that are relevant to your FAMILY/PROPERTY or BUSINESS/ORGANIZATION. Of these hazards, please note whether they have been experienced in the PAST, are of concern in the PRESENT, and/or are of concern in the FUTURE. Pick all that apply. Note: if you believe there are significant hazards not listed here, please indicate in "Other" below.

Answered: 114 Skipped: 2



	EXPERIENCED IN THE PAST (1)	PRESENT CONCERN ONLY (2)	PRESENT AND FUTURE CONCERN (3)	ONLY FUTURE CONCERN (4)	NOT A CONCERN AT ALL (5)	TOTAL RESPONDENTS
Flooding	15.45% 17	0.91% 1	37.27% 41	28.18% 31	31.82% 35	110
Hurricanes, tropical storms, and Nor'easters	37.50% 42	0.89% 1	64.29% 72	9.82% 11	14.29% 16	112
Severe winter weather	41.59% 47	1.77% 2	60.18% 68	10.62% 12	16.81% 19	113
Lightning	30.36% 34	2.68% 3	38.39% 43	13.39% 15	28.57% 32	112
Drought	34.51% 39	2.65% 3	52.21% 59	21.24% 24	13.27% 15	113
Soil Over Saturation	13.89% 15	1.85% 2	50.93% 55	22.22% 24	22.22% 24	108
Extreme high temperatures and heat waves	32.74% 37	1.77% 2	63.72% 72	9.73% 11	15.04% 17	113
Extreme cold temperatures	31.86% 36	2.65% 3	51.33% 58	8.85% 10	24.78% 28	113
Extreme and variable temperature fluctuations	24.11% 27	2.68% 3	62.50% 70	9.82% 11	16.96% 19	112
High winds	39.29% 44	2.68% 3	65.18% 73	9.82% 11	11.61% 13	112
Tornadoes	12.73% 14	4.55% 5	33.64% 37	22.73% 25	32.73% 36	110
Wildfires	6.42% 7	3.67% 4	30.28% 33	33.03% 36	29.36% 32	109
Soil erosion and sedimentation	10.81% 12	0.90% 1	54.95% 61	18.02% 20	24.32% 27	111
Soil and water contamination by salts and other contaminants	8.11% 9	1.80% 2	55.86% 62	21.62% 24	18.02% 20	111

BASIC STATISTICS						
	MINIMUM	MAXIMUM	MEDIAN	MEAN	STANDARD DEVIATION	
Flooding	1.00	5.00	4.00	3.53	1.28	
Hurricanes, tropical storms, and Nor'easters	1.00	5.00	3.00	2.70	1.28	
Severe winter weather	1.00	5.00	3.00	2.69	1.33	
Lightning	1.00	5.00	3.00	3.06	1.49	
Drought	1.00	5.00	3.00	2.81	1.30	
Soil Over Saturation	1.00	5.00	3.00	3.33	1.19	
Extreme high temperatures and heat waves	1.00	5.00	3.00	2.78	1.26	
Extreme cold temperatures	1.00	5.00	3.00	2.93	1.41	

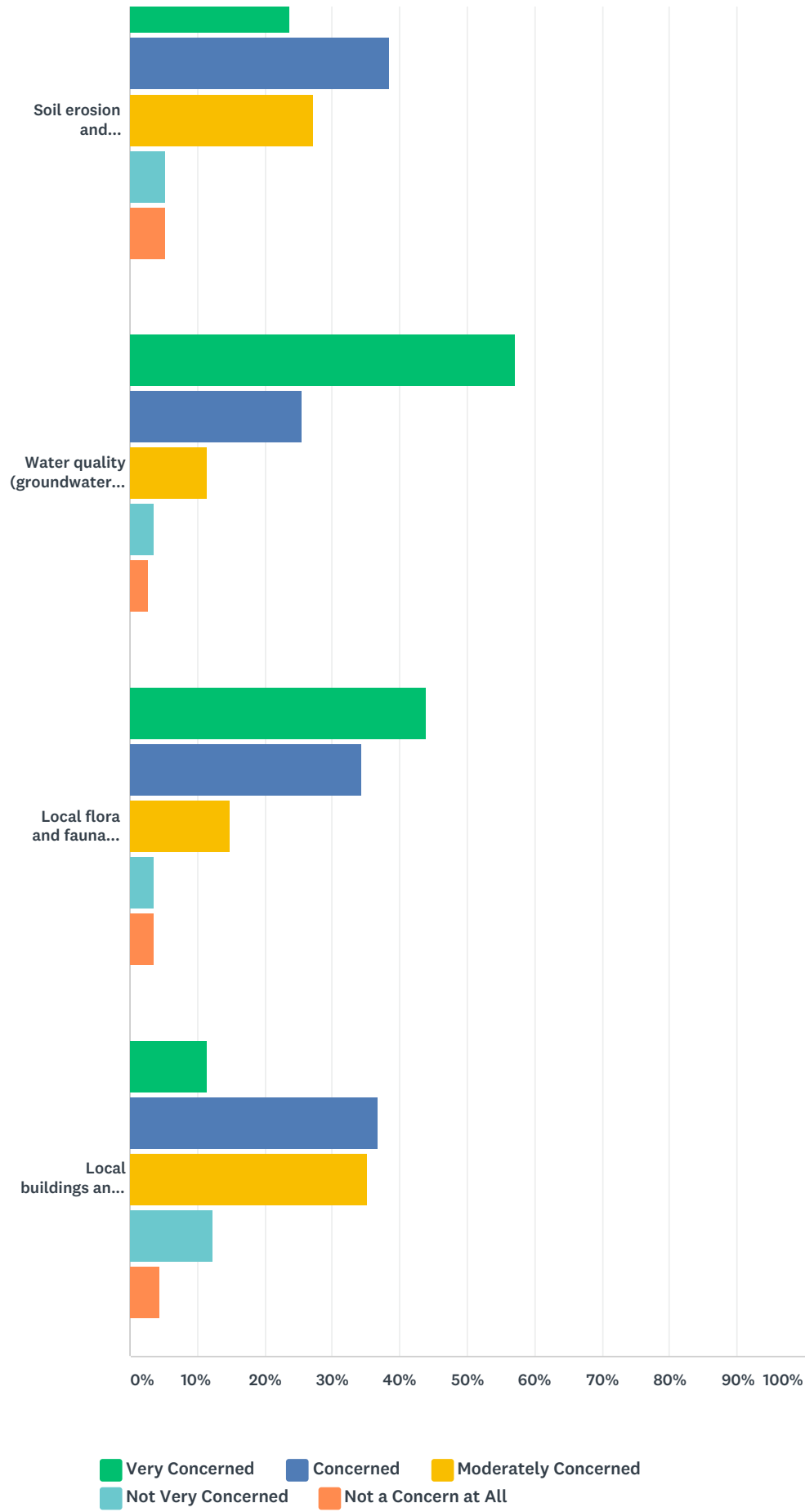
Extreme and variable temperature fluctuations	1.00	5.00	3.00	2.94	1.23
High winds	1.00	5.00	3.00	2.63	1.24
Tornadoes	1.00	5.00	4.00	3.55	1.29
Wildfires	1.00	5.00	4.00	3.73	1.10
Soil erosion and sedimentation	1.00	5.00	3.00	3.40	1.14
Soil and water contamination by salts and other contaminants	1.00	5.00	3.00	3.38	1.04

#	OTHER (PLEASE SPECIFY)	DATE
1	ice storms	4/25/2019 9:52 AM
2	Number 5 is poorly conceived as yes, we are concerned and no we haven't figured out exactly if and how these factors affect us.	4/24/2019 4:29 PM
3	Climate effects on declining amphibian populations	4/3/2019 9:42 AM
4	Mosquito Squad	4/3/2019 8:53 AM
5	See above.	3/25/2019 4:42 PM
6	I've storms	3/22/2019 1:53 PM
7	sea level rise, mold, and property damage	3/15/2019 12:32 AM

Q6 Vulnerabilities within a community related to the impacts of climate change are varied and vary based on the community and its assets and features. They are buildings, landscapes, infrastructure, parks, and other community assets that are vulnerable to one or more of the hazards noted above in Question 2. They can, for example, include things such as flood-prone areas with critical infrastructure like a storm culvert, apple orchards making up part of our economy, lawns and landscaping, and roads. Please list as many as apply.

Answered: 115 Skipped: 1





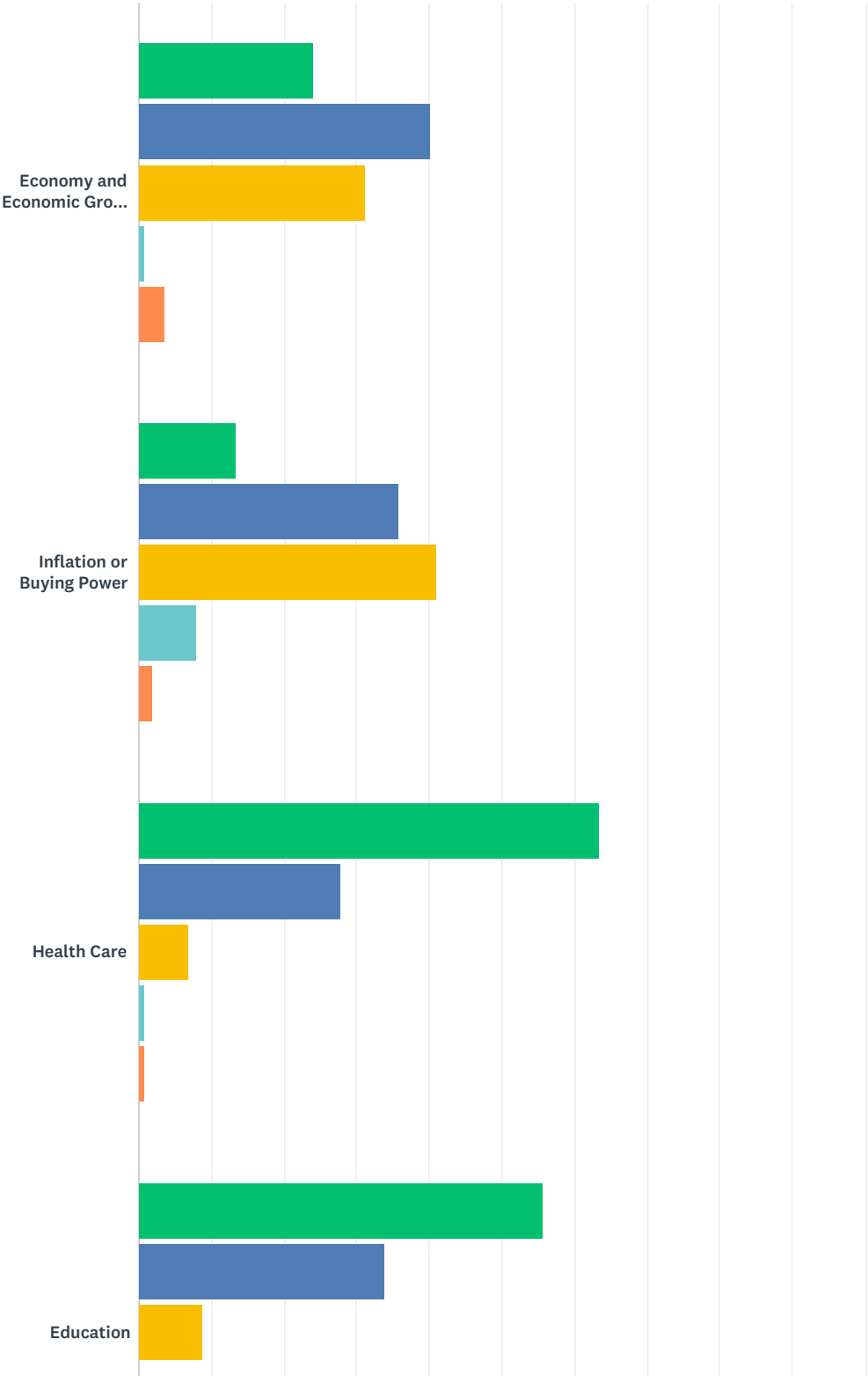
	VERY CONCERNED (1)	CONCERNED (2)	MODERATELY CONCERNED (3)	NOT VERY CONCERNED (4)	NOT A CONCERN AT ALL (5)	TOTAL	WEIGHTED AVERAGE
Viability of our farms and crops	53.91% 62	26.96% 31	16.52% 19	1.74% 2	0.87% 1	115	1.69
Road infrastructure (pavement, curbing)	26.09% 30	40.87% 47	22.61% 26	6.96% 8	3.48% 4	115	2.21
Stormwater infrastructure (culverts, storm drains)	32.17% 37	34.78% 40	22.61% 26	6.96% 8	3.48% 4	115	2.15
Soil erosion and sedimentation	23.68% 27	38.60% 44	27.19% 31	5.26% 6	5.26% 6	114	2.30
Water quality (groundwater, lakes, ponds, streams, wetlands)	57.02% 65	25.44% 29	11.40% 13	3.51% 4	2.63% 3	114	1.69
Local flora and fauna (viability of current species to survive and thrive)	43.86% 50	34.21% 39	14.91% 17	3.51% 4	3.51% 4	114	1.89
Local buildings and structures	11.40% 13	36.84% 42	35.09% 40	12.28% 14	4.39% 5	114	2.61

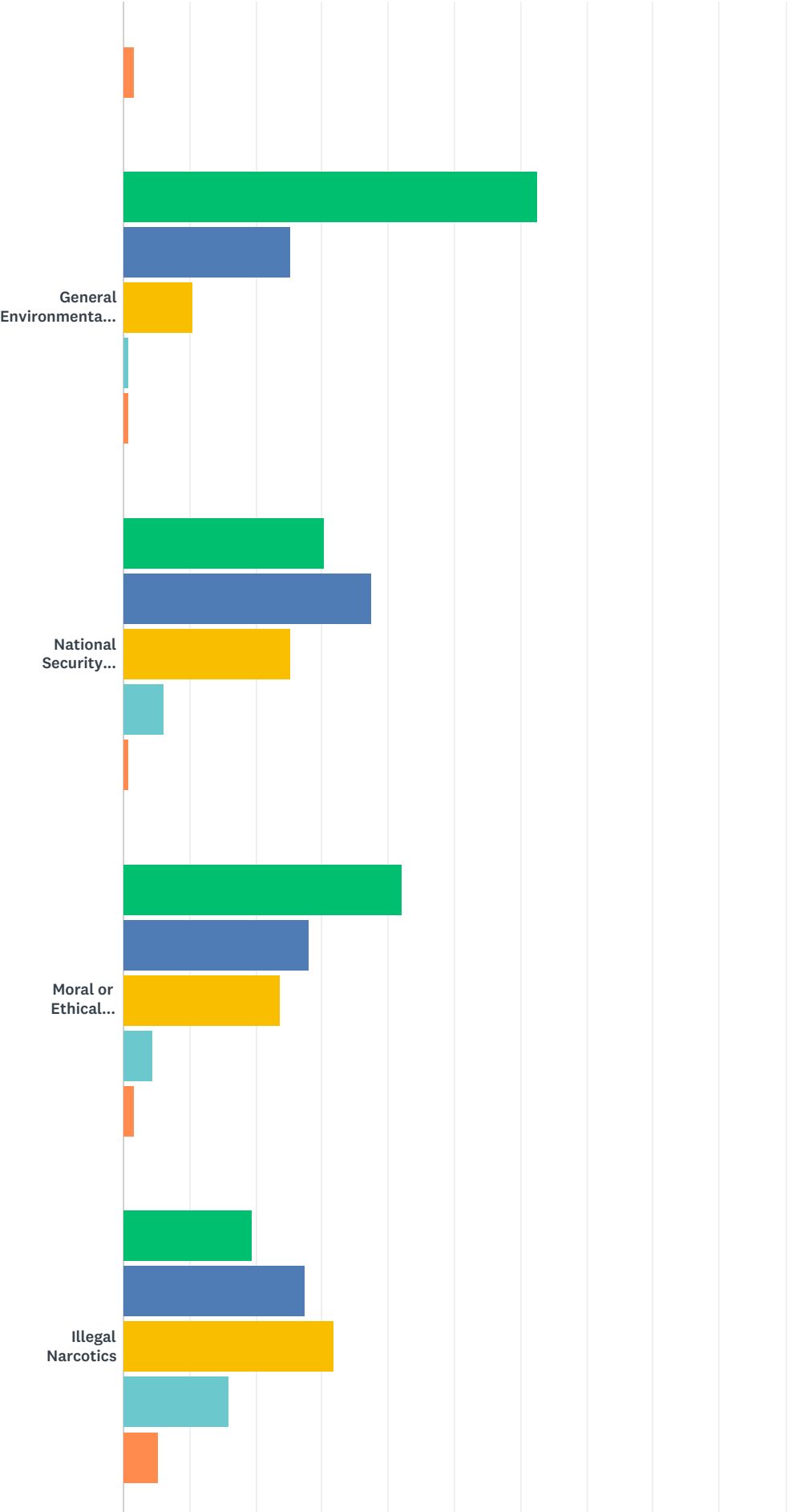
BASIC STATISTICS						
	MINIMUM	MAXIMUM	MEDIAN	MEAN	STANDARD DEVIATION	
Viability of our farms and crops	1.00	5.00	1.00	1.69		0.87
Road infrastructure (pavement, curbing)	1.00	5.00	2.00	2.21		1.02
Stormwater infrastructure (culverts, storm drains)	1.00	5.00	2.00	2.15		1.06
Soil erosion and sedimentation	1.00	5.00	2.00	2.30		1.05
Water quality (groundwater, lakes, ponds, streams, wetlands)	1.00	5.00	1.00	1.69		0.98
Local flora and fauna (viability of current species to survive and thrive)	1.00	5.00	2.00	1.89		1.02
Local buildings and structures	1.00	5.00	3.00	2.61		0.99

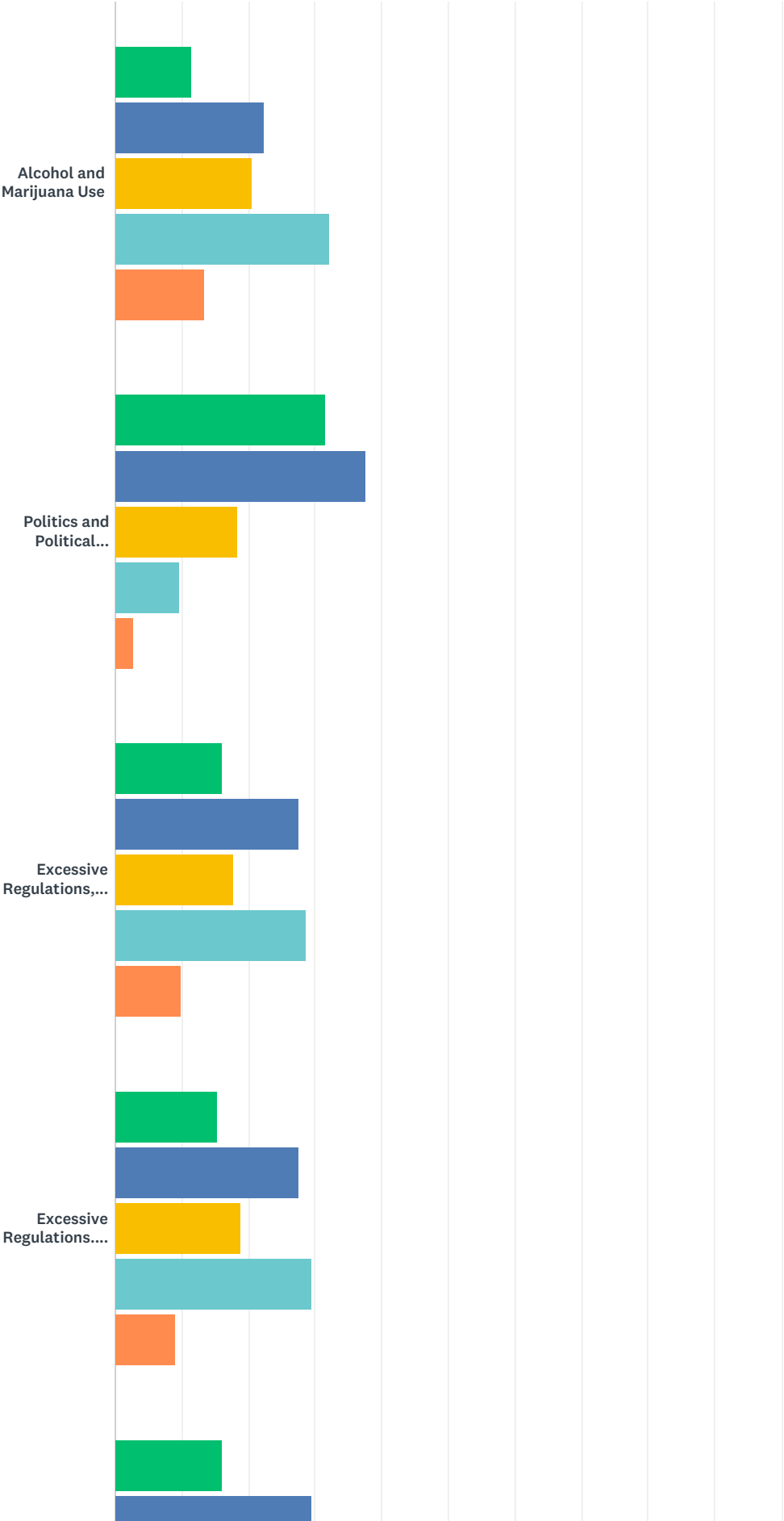
#	OTHER (PLEASE SPECIFY OTHER VULNERABILITIES)	DATE
1	Threats to the most vulnerable people in our communities from flooding, wind damage to homes, roofs and inability to pay for repairs, mold remediation etc leading to displacement, homelessness, loss of historic properties, widening income inequality.	4/26/2019 8:09 AM
2	trees; open space	4/11/2019 9:02 AM
3	Wildlife vulnerabilities	4/3/2019 9:42 AM
4	Management of infrastructure systems;	3/22/2019 1:53 PM
5	power failures exacerbating the danger of emergencies / disasters	3/15/2019 12:32 AM

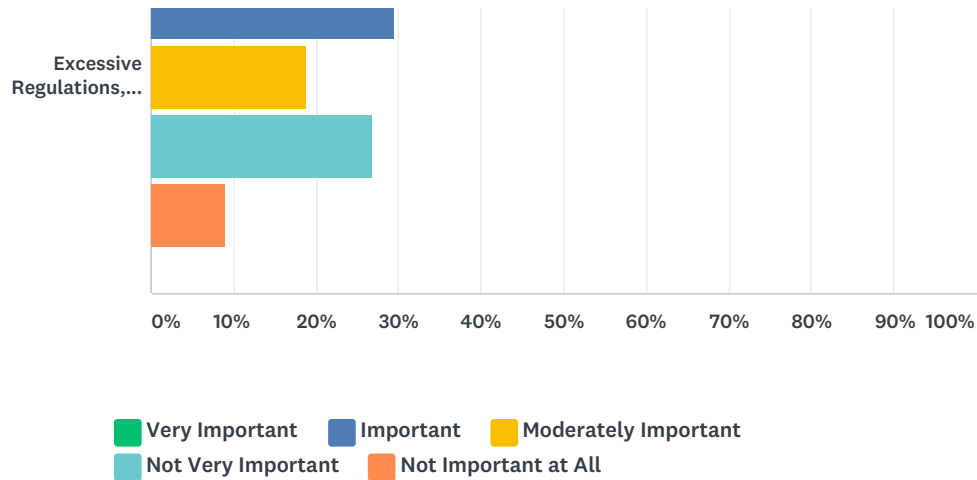
Q7 While concern over climate change impacts and our vulnerability might be important, other more acute or present threats might hold our attention or be a higher priority. Please note those threats or "hazards" that are most immediately important to you.

Answered: 115 Skipped: 1





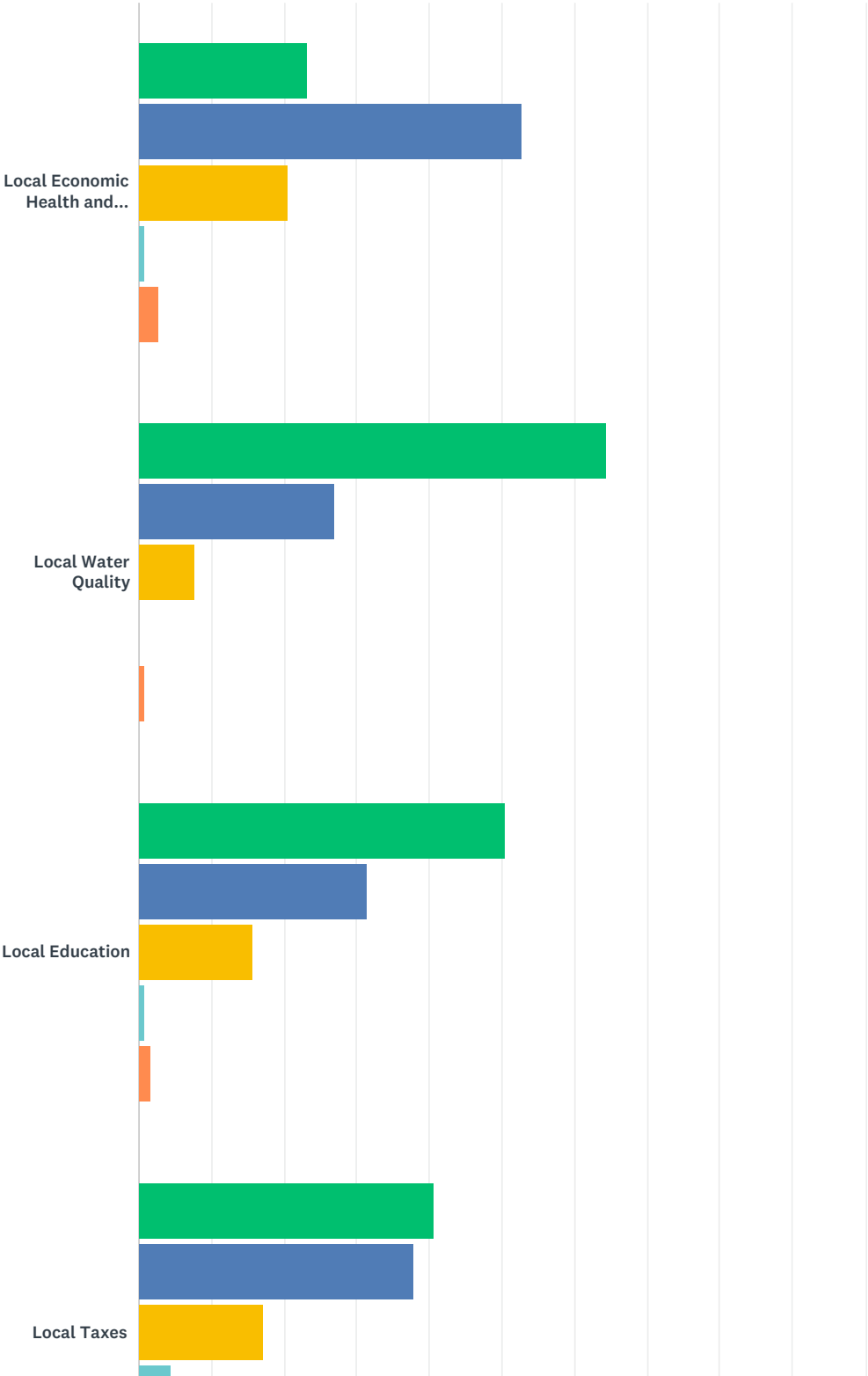


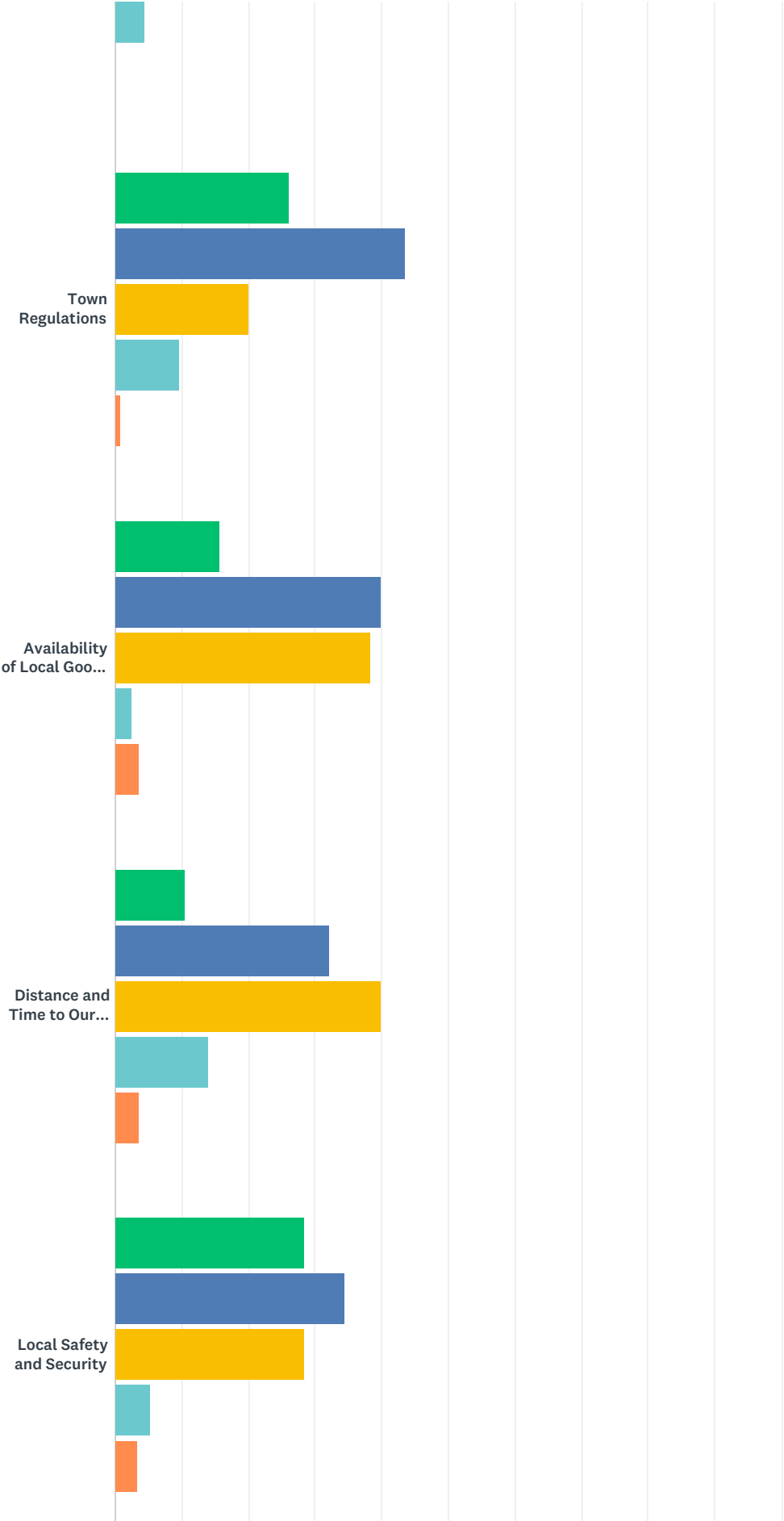


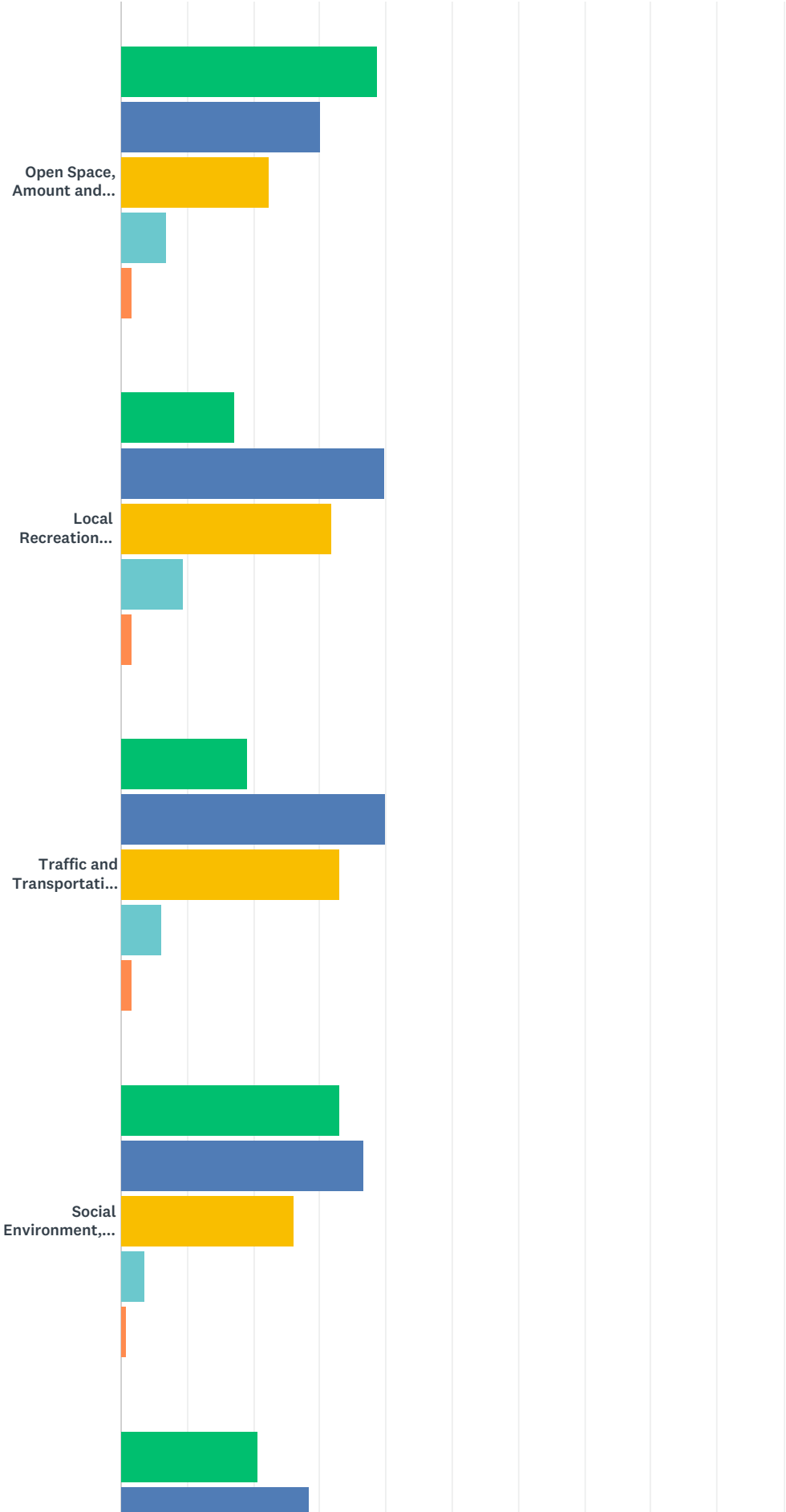
	VERY IMPORTANT	IMPORTANT	MODERATELY IMPORTANT	NOT VERY IMPORTANT	NOT IMPORTANT AT ALL	TOTAL	WEIGHTED AVERAGE
Economy and Economic Growth Regionally/Nationally/Internationally	24.11% 27	40.18% 45	31.25% 35	0.89% 1	3.57% 4	112	2.2
Inflation or Buying Power	13.39% 15	35.71% 40	41.07% 46	8.04% 9	1.79% 2	112	2.4
Health Care	63.48% 73	27.83% 32	6.96% 8	0.87% 1	0.87% 1	115	1.4
Education	55.65% 64	33.91% 39	8.70% 10	0.00% 0	1.74% 2	115	1.5
General Environmental Protection (ecosystems, water quality, animals, plants)	62.61% 72	25.22% 29	10.43% 12	0.87% 1	0.87% 1	115	1.5
National Security (military, immigration, cyberwar, terrorism)	30.43% 35	37.39% 43	25.22% 29	6.09% 7	0.87% 1	115	2.1
Moral or Ethical Erosion/Change	42.11% 48	28.07% 32	23.68% 27	4.39% 5	1.75% 2	114	1.9
Illegal Narcotics	19.47% 22	27.43% 31	31.86% 36	15.93% 18	5.31% 6	113	2.6
Alcohol and Marijuana Use	11.61% 13	22.32% 25	20.54% 23	32.14% 36	13.39% 15	112	3.1
Politics and Political Environment	31.58% 36	37.72% 43	18.42% 21	9.65% 11	2.63% 3	114	2.1
Excessive Regulations, Local	16.07% 18	27.68% 31	17.86% 20	28.57% 32	9.82% 11	112	2.8
Excessive Regulations, State	15.18% 17	27.68% 31	18.75% 21	29.46% 33	8.93% 10	112	2.8
Excessive Regulations, Federal	16.07% 18	29.46% 33	18.75% 21	26.79% 30	8.93% 10	112	2.8

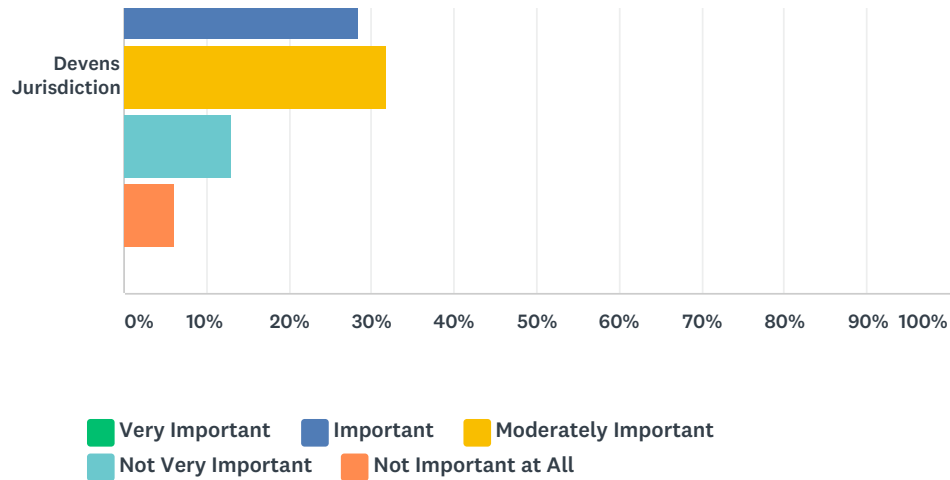
Q8 While concern over climate change impacts and our vulnerability might be important, other more acute or present local challenges might hold our attention or be a higher priority. Please note those challenges that are most immediately important to you.

Answered: 116 Skipped: 0









	VERY IMPORTANT (1)	IMPORTANT (2)	MODERATELY IMPORTANT (3)	NOT VERY IMPORTANT (4)	NOT IMPORTANT AT ALL (5)	TOTAL	WEIGHTED AVERAGE
Local Economic Health and Growth	23.21% 26	52.68% 59	20.54% 23	0.89% 1	2.68% 3	112	2.07
Local Water Quality	64.35% 74	26.96% 31	7.83% 9	0.00% 0	0.87% 1	115	1.46
Local Education	50.43% 58	31.30% 36	15.65% 18	0.87% 1	1.74% 2	115	1.72
Local Taxes	40.52% 47	37.93% 44	17.24% 20	4.31% 5	0.00% 0	116	1.85
Town Regulations	26.09% 30	43.48% 50	20.00% 23	9.57% 11	0.87% 1	115	2.16
Availability of Local Goods and Services	15.65% 18	40.00% 46	38.26% 44	2.61% 3	3.48% 4	115	2.38
Distance and Time to Our Activities, Jobs	10.43% 12	32.17% 37	40.00% 46	13.91% 16	3.48% 4	115	2.68
Local Safety and Security	28.45% 33	34.48% 40	28.45% 33	5.17% 6	3.45% 4	116	2.21
Open Space, Amount and Access to	38.79% 45	30.17% 35	22.41% 26	6.90% 8	1.72% 2	116	2.03
Local Recreation Opportunities	17.24% 20	39.66% 46	31.90% 37	9.48% 11	1.72% 2	116	2.39
Traffic and Transportation Issues	19.13% 22	40.00% 46	33.04% 38	6.09% 7	1.74% 2	115	2.31
Social Environment, Sense of Community	33.04% 38	36.52% 42	26.09% 30	3.48% 4	0.87% 1	115	2.03
Devens Jurisdiction	20.69% 24	28.45% 33	31.90% 37	12.93% 15	6.03% 7	116	2.55

BASIC STATISTICS					
	MINIMUM	MAXIMUM	MEDIAN	MEAN	STANDARD DEVIATION
Local Economic Health and Growth	1.00	5.00	2.00	2.07	0.84
Local Water Quality	1.00	5.00	1.00	1.46	0.71
Local Education	1.00	5.00	1.00	1.72	0.88

Local Taxes	1.00	4.00	2.00	1.85	0.85
Town Regulations	1.00	5.00	2.00	2.16	0.95
Availability of Local Goods and Services	1.00	5.00	2.00	2.38	0.90
Distance and Time to Our Activities, Jobs	1.00	5.00	3.00	2.68	0.96
Local Safety and Security	1.00	5.00	2.00	2.21	1.02
Open Space, Amount and Access to	1.00	5.00	2.00	2.03	1.02
Local Recreation Opportunities	1.00	5.00	2.00	2.39	0.94
Traffic and Transportation Issues	1.00	5.00	2.00	2.31	0.91
Social Environment, Sense of Community	1.00	5.00	2.00	2.03	0.90
Devens Jurisdiction	1.00	5.00	3.00	2.55	1.13

Q9 Please provide any additional comments here. Also, if you want to be included on our email list, please provide your name and email in this box.

Answered: 20 Skipped: 96

#	RESPONSES	DATE
1	Marietta Apollonio mariettaapollonio@gmail.com	4/27/2019 9:40 AM
2	Regarding traffic and transportation issues, this is important in that volume and use of our town's scenic roads by commuters living in neighboring towns has increased exponentially over the past five years.	4/26/2019 8:48 AM
3	avonloesecke@gmail.com	4/25/2019 8:15 PM
4	Whatever you do, please do not propose any more regulations or taxes. Any required interventions should be handled in as libertarian and agrarian way as possible. I live in Harvard to be left free from the activists and activism and rules and judgements other towns love. Happy to help care for and protect the town, but let's do it as a community and not as a political referendum.	4/25/2019 5:13 PM
5	None	4/25/2019 1:30 PM
6	Kris Rojas krisrojas61@gmail.com	4/25/2019 9:58 AM
7	Terrible survey -- way too long and complex.	4/25/2019 7:17 AM
8	kitholland@verizon.net	4/24/2019 7:58 PM
9	mvarrell@msn.com	4/24/2019 4:39 PM
10	Thanks for the opportunity to weigh in. I am afraid that Since I thought the MVP program was for residents who farm and/or own large properties within Harvard, I haven't much knowledge of your goals. Some questions and/or language in this survey are difficult to understand e.g. excessive regulations and soil over saturation. Flooding? Ssoong@charter.net	4/24/2019 4:29 PM
11	Climate Change resolution is an important concern to me. Unfortunately, I will not be able to attend the April 25 meeting. Peter Grealish 13C Trail Ridge Way Grealish1208@gmail.com	4/24/2019 2:06 PM
12	Patricia Natoli pnatoli@harvard.ma.us	4/23/2019 3:42 PM
13	Conservation and Recreation space is limited and not accessible without trail maintenance systems in place. The snowmobile club seems to be the only body who maintains access and safety in these lands. Invasive species plant life are taking over the trails and the community is losing much of the wildflower/plant species and endangering amphibian, insect and bird species without preventive maintenance. Tojill@yahoo.com	4/3/2019 9:42 AM
14	Pdurrant@charter.net	3/29/2019 5:37 AM
15	I am eager to participate in these workshops but have to admit I am initially turned off by the questions. The health or vibrancy of the economy does not necessarily equal "economic growth" in my mind. There are other important factors that actually factor into this MVP/climate change process and are tied to the economy like economic "health" that considers issues of equity and sustainability. And why frame the option as "excessive" regulation? You are framing the debate and assuming that we are a community of climate change deniers who think there's too much damn regulation. Gun control is a huge issue right now--where was that in your list? No where is violence or safety called out in your list, whether public or personal. You did however, lump immigration in with National Security (maybe the only place where "violence" might be in your list) which to my mind, equates immigration with a threat to public safety. Is the RNC leading the workshop?	3/28/2019 1:22 PM
16	No diversity of opinion allowed. Failure to abide by open meeting laws. \$54 million school, \$2 million sooper office	3/25/2019 4:42 PM
17	The survey uses adjectives like "excessive" to describe various "hazards." Anything negative that is "excessive" will be of concern. It has to be. But from the standpoint of a survey, all the excessive language will tilt the responses in the direction of more concern. There is going to be a "concern" bias as a result. It's not very scientific from the standpoint of survey design. I think the town should be getting better methodology than this. UNLESS--the MVP folks are trying to skew the results.	3/24/2019 5:11 PM

18	Income inequality; prejudice; ticks & invasive; quality of local government; strength of self-governing spirit and volunteerism. cron.ostberg@gmail.com	3/22/2019 1:53 PM
19	melissa@nvcoc.com	3/21/2019 1:00 PM
20	Many Harvard residents are unaware of how the community is vulnerable. The biggest difference we can make is to build that awareness so that more people take some sense of responsibility for preparedness and strengthening our town's resilience and overall economic and environmental health.	3/15/2019 12:32 AM